



# ANLY TIMER

## H5CLR-11 MULTI-FUNCTION DIGITAL TIMER

Stocked and distributed by Ingram Products Inc. Jacksonville, FL [www.ingramproducts.com](http://www.ingramproducts.com)



### CHARACTERISTICS :

- Eleven field-selectable output modes accommodate a wide variety of applications
- 7-segment-display for clear display and effective monitoring
- All parameters set by scrollthrough menus accessed from the front panel
- Field-selectable time ranges from 0.001 second to 9999 hours
- Precision control possible to 0.001 second
- Four levels of key protection provided
- Count Up or Count Down mode user selectable
- UL, C-UL recognized and CE certified

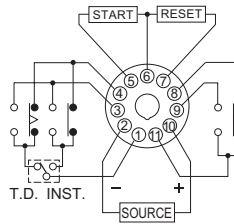
### SPECIFICATION :

Operating voltage	AC/DC(V): 12~48 or 100~240
Allowable operating voltage range	85~110% of rated operating voltage
Rated frequency	50 / 60 Hz
Contact rating	250VAC 5A (resistive load)
Reset time	MAX 0.1s
Reset time	Approx. 2.5VA
Life	Mechanical: 5,000,000 times Electrical: 100,000 times
Ambient temperature	-10 ~ +50°C
Ambient humidity	MAX 85%RH
Weight	Approx. 120g

### TYPE SELECTION :

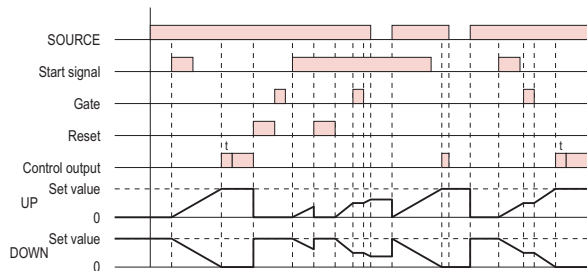
Type	H5CLR-11
Time range	9.999s / 99.99s / 999.9s / 9999s / 999.9m / 9999m / 999.9h / 9999h / 99m59s / 99h59m
Output contact	2C(1A1C) + G Type
Memory	<input type="radio"/>
External Reset	<input type="radio"/>
External Start	<input type="radio"/>

## CONNECTION :



## TIMING CHART :

Output mode **A** : Signal ON delay 1 (Timer resets when power comes ON.)

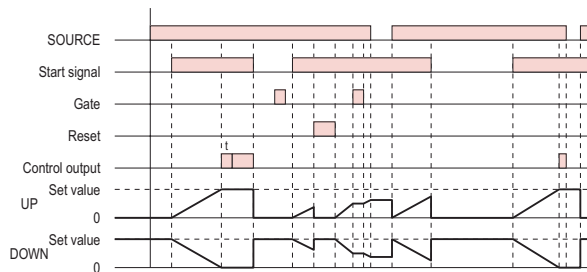


Timing starts when the start signal goes ON.

While the start signal is ON, the timer starts when the power comes ON or when the reset input goes OFF.

The control output is controlled using a sustained or one-shot time period.

Output mode **A-1** : Signal ON delay 2 (Timer resets when power comes ON.)

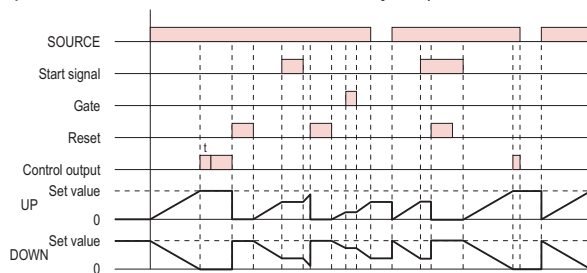


Timing starts when the start signal goes ON, and is reset when the start signal goes OFF.

While the start signal is ON, the timer starts when the power comes ON or when the reset input goes OFF.

The control output is controlled using a sustained or one-shot time period.

Output mode **A-2** : Power ON delay 1 (Timer resets when power comes ON.)

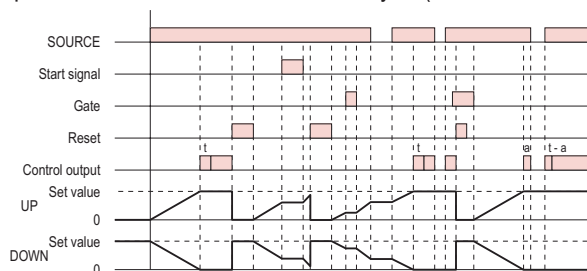


Timing starts when the reset input goes OFF.

The start signal disables the timing function (ie., same function as the gate input).

The control output is controlled using a sustained or one-shot time period.

Output mode **A-3** : Power ON delay 2 (Timer dose not reset when power comes ON.)

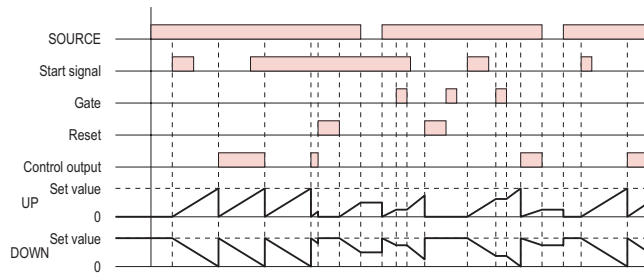


Timing starts when the reset input goes OFF.

The start signal disables the timing function (ie., same function as the gate input).

The control output is controlled using a sustained or one-shot time period.

Output mode **B** : Repeat cycle 1 (Timer resets when power comes ON.)

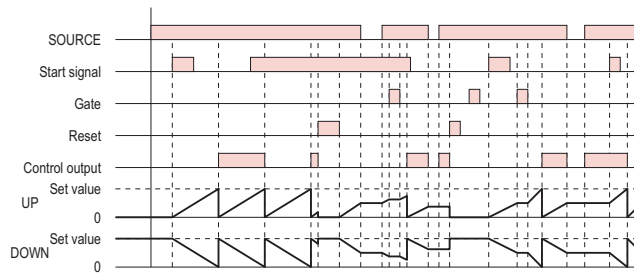


Timing starts when the start signal goes ON.

The status of the control output is reversed when time is up (OFF at start).

While the start signal is ON, the timer starts when the power comes ON or when the reset input goes OFF.

Output mode **B-1** : Repeat cycle 2 (Timer dose not reset when power comes ON.)

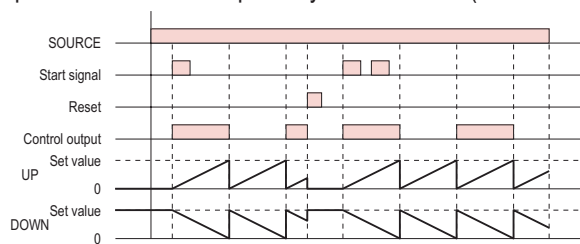


Timing starts when the start signal goes ON.

The status of the control output is reversed when time is up (OFF at start).

While the start signal is ON, the timer starts when the power comes ON or when the reset input goes OFF.

Output mode **B-2** : Repeat cycle ON start (Timer resets when power comes ON.)

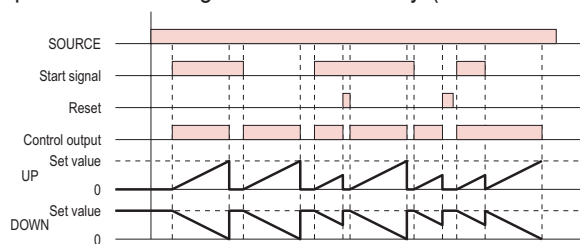


Timing starts when the start signal goes ON.

The status of the control output is reversed when time is up (OFF at start).

While the start signal is ON, the timer starts when the power comes ON or when the reset input goes OFF.

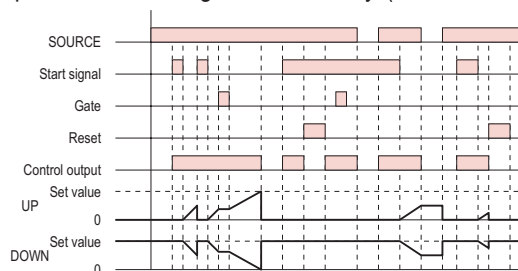
Output mode **C** : Signal ON/OFF delay (Timer resets when power comes ON.)



Timing starts when the start signal goes ON or OFF.

The status of the control output is ON when the start signal goes ON or OFF.

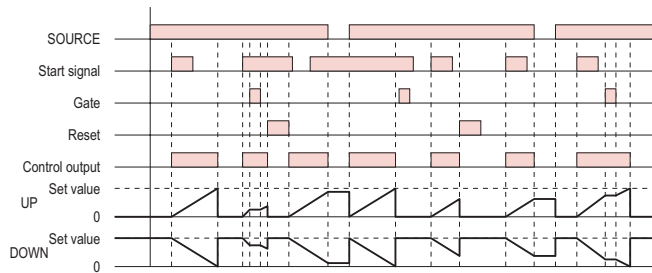
Output mode **D** : Signal OFF delay (Timer resets when power comes ON.)



The control output is ON when the start signal is ON(except when the power is OFF or the reset is ON).

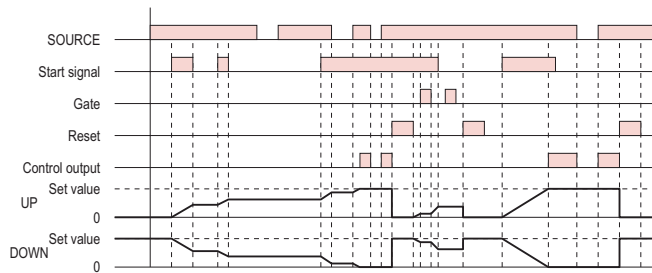
The timer is reset when the time is up.

Output mode **E** : Interval (Timer resets when power comes ON.)



Timing starts when the start signal comes ON.  
The control output is reset when time is up.  
While the start signal is ON, the timer starts when power comes ON or when the reset input goes OFF.

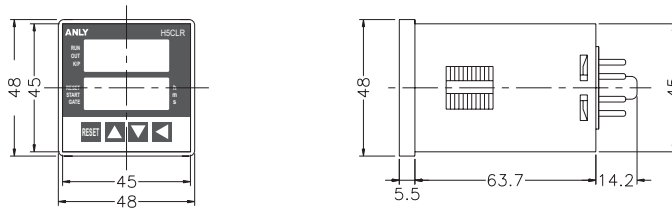
Output mode **F** : Cumulative (Timer does not reset when power comes ON.)



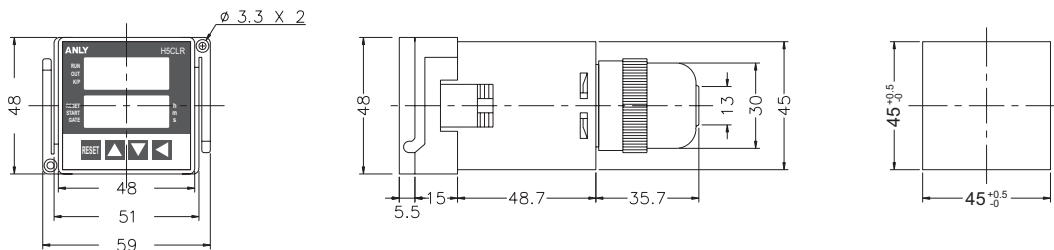
Start signal enables timing (timing is stopped when the start signal is OFF or when the power is OFF)  
A sustained control output is used.

**DIMENSIONS : (mm)**

N type(Surface Mounting): Using PF113A or PF113A-E Socket



Y type(Flush Mounting): Using Y50 Frame & P3G-11 Socket



**ANLY ELECTRONICS CO., LTD.**

<http://www.anly.com.tw>

**TAIWAN MAIN OFFICE : ANLY ELECTRONICS CO., LTD.**

No.19, Lane 202, Fushou St., Shinjuang City, Taipei, Taiwan 242  
TEL: +886-2-2996-3202 FAX: +886-2-2996-2017

**MALAYSIA BRANCH : JUSTY ELECTRONICS (M) SDN, BHD.**

No.1, Jalan 6/89B, Kawasan Perindustrian Trisegi, Batu 3 1/2 Off Jalan Sungei Besi, 57100 Kuala Lumpur, Malaysia  
TEL: +60-3-7983-5758 FAX: +60-3-7981-5052

**HONG KONG BRANCH : ANLY ELECTRONICS (HK) LTD.**

Flat K, 13/F, Edward Mansion, 141 Prince Edward Road W., Kowloon, Hong Kong  
TEL: +852-2397-2505 FAX: +852-2397-6080

**CHINA SALES OFFICE : ANLY TECHNOLOGY (WUXI) CO., LTD.**

Room 13G, No.831, Xinzha Rd., Jingan District, Shanghai, China 200041  
TEL: +86-21-6218-3300 FAX: +86-21-6217-5911